

Computershare online AGM User Guide

Online AGM participation

The Annual General Meeting will be conducted as a fully electronic meeting, and you are able to participate online, using your computer, tablet or smartphone. WE RECOMMEND that you participate via your computer or tablet for the best experience.

Online participation allows you to follow a live webcast, ask questions to the Management online (via chat) and submit your votes in real time.

To participate online you will need to:

Go to the website web.lumiagm.com on your computer or tablet.



Please note that you will need the latest versions of Chrome, Safari, Internet Explorer 11, Edge or Firefox. We recommend that you test your browser's compatibility by logging in early.

Meeting ID: 187-055-632

Annual General Meeting of Novo Nordisk A/S
Thursday 25 March 2021 at 14.00 (CET)

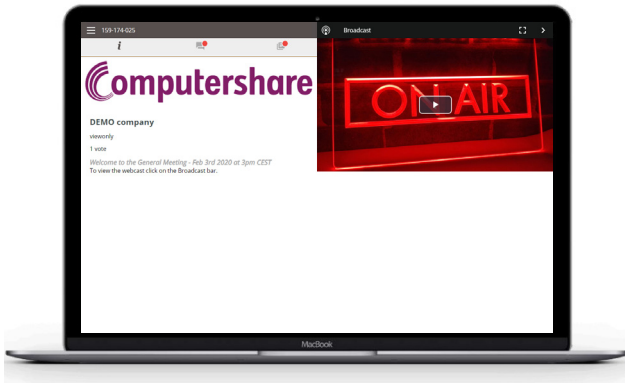
1 To participate in the meeting, you will be required to enter the unique **9-digit Meeting ID** provided above.

2 To register as a shareholder, please enter your **username and password** which you have received via email.



3 Welcome page

Once logged in, you will see the welcome page, which displays the meeting documents (if any) and information on the meeting. Icons will be displayed in different areas, depending on the device you are using.






4 View webcast

- Click on the 'Broadcast' arrow to view the webcast.
- Video and/or slides will appear after approx. 30 seconds (depending on the speed of your internet).



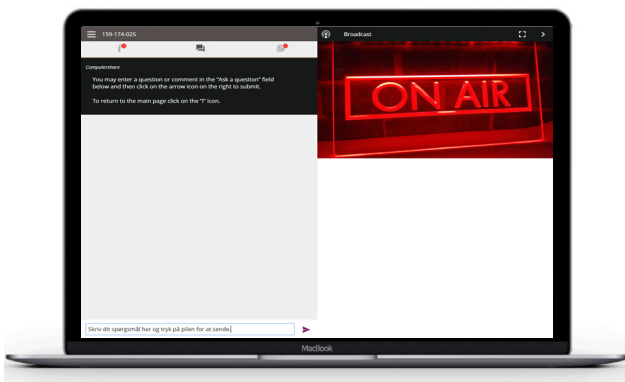
Icons:

-  Welcome page: view meeting information.
-  Questions: ask questions to the Board of Directors.

-  Documents: download documents from the company (if any).

5 To ask questions

- Click on the questions icon to submit a question.
- Type your question in the chat box at the bottom of the screen and click the 'Send' arrow to the right.
- A confirmation that your message has been received will appear.



6 To vote

When the Chairman declares the poll open:

- Resolutions and voting options will be displayed. To vote tap one of the voting options. Your response will be highlighted.
- To change your vote, simply select a different option, or deselect when multiple answers can be chosen. Votes may be changed until the Chairman closes the poll.

